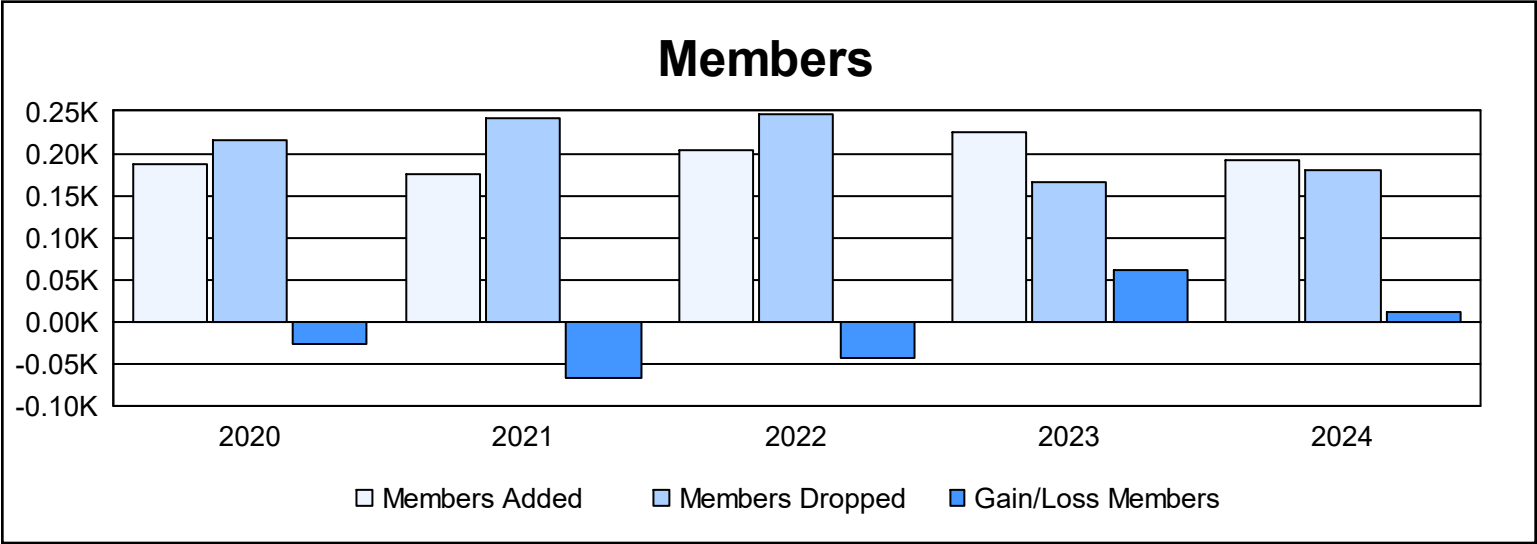
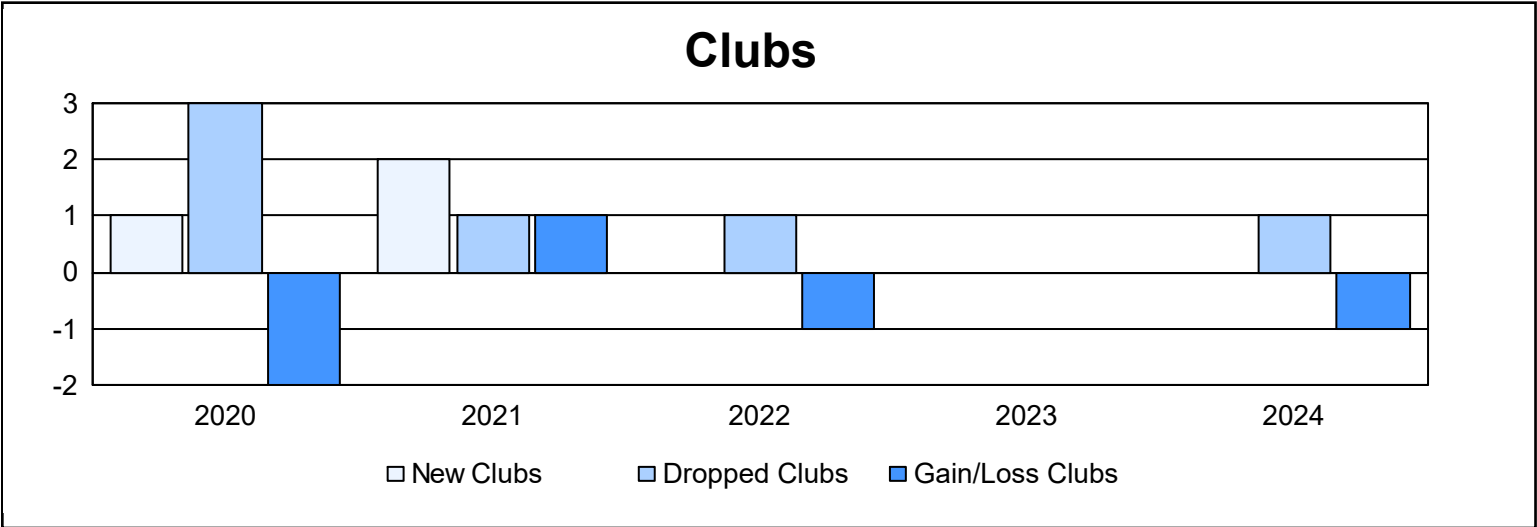
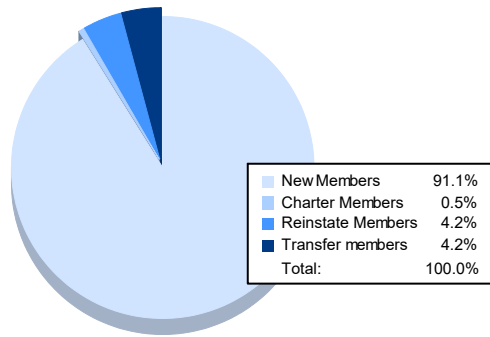


| Year | New Clubs | Dropped Clubs | Gain/ Loss Clubs | New Members | Charter Members | Reinstate Members | Transfer Members | Total Member Added | Total Members Dropped | Gain/ Loss Members |
|-----------|-----------|---------------|------------------|-------------|-----------------|-------------------|------------------|--------------------|-----------------------|--------------------|
| 2019-2020 | 1 | 3 | -2 | 147 | 23 | 8 | 10 | 188 | 215 | -27 |
| 2020-2021 | 2 | 1 | 1 | 120 | 42 | 3 | 9 | 174 | 241 | -67 |
| 2021-2022 | 0 | 1 | -1 | 183 | 2 | 11 | 8 | 204 | 247 | -43 |
| 2022-2023 | 0 | 0 | 0 | 208 | 0 | 5 | 12 | 225 | 165 | 60 |
| 2023-2024 | 0 | 1 | -1 | 174 | 1 | 8 | 8 | 191 | 180 | 11 |
| Average | 1 | 1 | -1 | 166 | 14 | 7 | 9 | 196 | 210 | -13 |



Membership Composition June 2024 Cumulative



Gender Composition June 2024 Cumulative

